




Machine Selector for the application of Flex-Foil Contacts

Status: September 12, 2012	FFY23086 Manual Flex-Foil Crimping Press	FFH179 Semi-automatic Flex-Foil Terminator	FFH23038 Semi-automatic Flex-Foil Terminator
Picture			
Number of programs stored in the controller	Not applicable	1	100
Selective termination	manually	No	Yes
Contact feeding direction	Both right-to-left and left-to-right	right-to-left	Both right-to-left and left-to-right
Tracking sensor looks exactly to the same position where the contacts will be placed	Not applicable	No	Yes
Termination Process	Termination head is steady while flex-foil is positioned	Termination head is steady while flex-foil is positioned	Flex-foil is steady while termination head is positioned
Minimum length of flex-foil tail	> 35 mm	> 40 mm	27 mm
Programmable pitch of the flex-foil	By means of the indexing rod	No	Yes (in 1/100 mm)
Terminate short tails that are positioned NOT at the side of E.g. a stiff key panels	No	No	Yes
Diagnostic mode	Not applicable	No	Yes
Cutting of the contact carrier strip into small parts	No	No	Yes
Extra benefits	Optionally, a table with automated indexing is available.		<ul style="list-style-type: none"> - Applicators are quicker changed - Better suited for 1,27 mm pitch contacts - More accurate tracking system - Machine can auto detect the number of tracks and their position - Improved position accuracy

The technical data in this publication has been carefully checked and assembled. No liability from inaccuracies or errors is assumed. The right to change or improve this document without notice is reserved.